

TECHNICAL SPECIFICATIONS



Engine

Engine Model	WEICHAH WP4.6N
Number of Cylinders	4
Max. Torque/Speed	805N·m/1400rpm
Displacement	4.580L



Hydraulic system

Max. Main Pump Flow	2x299L
Main Safety Valve Pressure	34.3MPa



Main Performance

Bucket Digging Force	156kN
Arm Digging Force	109kN
Max. Traction Force	217kN
Max. Walking Speed	5.1km/h
Min. Walking Speed	3.1km/h
Rotary Speed	12r/min
Gradeability	35°
Ground Pressure	47.5kPa



Oil Capacity

Fuel Tank	385L
Hydraulic Tank	220L
Engine Oil	13L



LOVOL CONSTRUCTION MACHINERY GROUP CO., LTD.

Address: No. 75, Huanghe East Road, Huangdao District, Qingdao City, Shandong Province, China.

Website: en.lovol.com

Alibaba: lovolconstruction.en.alibaba.com

Facebook: Cons Lovol

E-mail: lovol_overseas@global.lovol.com

TEL: +86-532-86907190

As manufacturer, LOVOL has right to constantly upgrade and improve our products without informing to customers. The pictures in literatures are for reference only, the detailed specifications are subject to real products.



Rated Power **129kW/2200rpm**

Operating Weight **21500kg**

Bucket Capacity **0.96m³**

FR215E₂

EXCAVATOR



EFFICIENCY

Powerful Engine

Equipped with world famous brand WEICHAO WP4.6N engine, which can provide strong power when working with low fuel consumption, the fuel efficiency is improved dramatically.



Hydraulic System

Equipped with Linde hydraulic system which has good cooperation between the main pump and main valve, the control performance is perfect, it has good working experience through fast and smooth operation.

Fuel efficiency increased by more than 15%

Excellent Working Performance

The large torque rotary motor makes the swing operation more faster and smoothly, equipped with 1.2 cbm large buck, it has higher working efficiency and lower oil consumption compared with the same level machine.



RELIABILITY

Reliable Electrical System

All the wiring harnesses adopt waterproof and dustproof connectors, which have high security level and high reliability. Shut-down protection is added to reduce the failure possibility for electrical elements when power was cut off.


Reinforced Working Device

Adopts high-strength rock bucket teeth which is special suitable for the tough applications, the boom and arm are reinforced to prolong the service life. Self-lubrication shaft sleeve is used to make every linkage works smoothly with high durability.

High strength abrasion resistant material

The bucket side material adopts HQ60 material and the bottom of the bucket adopt updated Q550D material, it makes the bucket more durable.

COMFORT



Large Spacious Cab

Equipped with spacious cab which provides operator large space to operate machine. The premium suspension seat with armrests is very comfortable and it can reduce the working fatigue dramatically. Front windshield can be partially or fully retracted to the cab roof. Rearview camera is optional to get better rear vision in order to improve operation safety in jobsite.

Ergonomic Design

The proportional joystick delivers sensitivity, accuracy and smoothness in operation. This joystick is specially designed to meet different operating conditions. Intelligent control system is standard which could control diverse attachments such as bucket, hammer, scarifier and hydraulic scissors.

Low Noise and Low Vibration

In order to reduce work fatigue and improve productivity, the noise inside of cab has been controlled to the lowest level. The cab is attached to the frame with buffer that dampens vibrations and sound levels to enhance operator comfort.

SERVICEABILITY



Display Screen

Add trouble code diagnostic and maintenance monitor functions which are convenient for operator to find the failure and do the routine maintenance on time.

Engine Hood and Panels

The large engine hood enlarges maintenance space for operator to check and maintain the engine. The tool box is big with big opening angle which can put grease bucket and special tools easily. One key can open all locks of machine, it is very convenient for the operator.

Filters and Maintenance Period

All the filters are fixed at ground level position, it is very convenient to do routine maintenance. The maintenance interval is also extended to save time and cost.

Extra Long Warranty Time

The engine and hydraulic system provide 5 years or 10000 hours long term warranty time.

INCREASE YOUR PRODUCTIVITY AND PROFIT WITH LOVOL ATTACHMENTS

You can easily expand the performance of your machine by utilizing any of the variety of LOVOL Attachments. Each LOVOL Attachments is designed to fit the weight and horsepower of LOVOL Excavator for improved performance, safety, and stability.



STANDARD CONFIGURATION

Engine

- Turbocharged 4 stroke water-cooling electronic injection type
- Complying with China Stage III emissions
- Automatic idle system
- Engine oil pan drain valve
- Radiator with protective net
- Double filter elements dry air filter element
- Air pre-filter
- Air intake heater
- Fan guard

Hydraulic System

- Automatic hydraulic system (confluence system)
- Anti-swing valve
- Boom and arm block valve
- Multi-stage filtration system
- Cylinder buffer device
- Auxiliary hydraulic valve
- Automatic two-speed travel motor

Electronic Control System

- 24V power supply
- Diagnostic interface
- Emergency stop switch
- Display brightness adjustment
- Maintenance tips
- Automatic diagnostic system
- Automatic idle system
- One-touch pressure augmentation
- Safe stop / start function
- Main power switch
- Anti-theft system
- Engine starting protection
- Multilingual display

Cab

- Ashtray
- Cigar lighter
- Seat belt
- Front sunshade
- Storage box
- Escape hammer
- Thermostatically controlled air conditioner
- Shock absorber (silicone oil and rubber pad)
- Flexible antenna
- Radio (with interfaces of MP3 and USB)
- Hydraulic safety lock
- Sun-protection safety glass
- Floor mat
- Large storage area
- Pull-up front window
- Removable lower windshield
- Sunshade window
- Front-bottom glass protective screening
- Wipers
- Open skylight

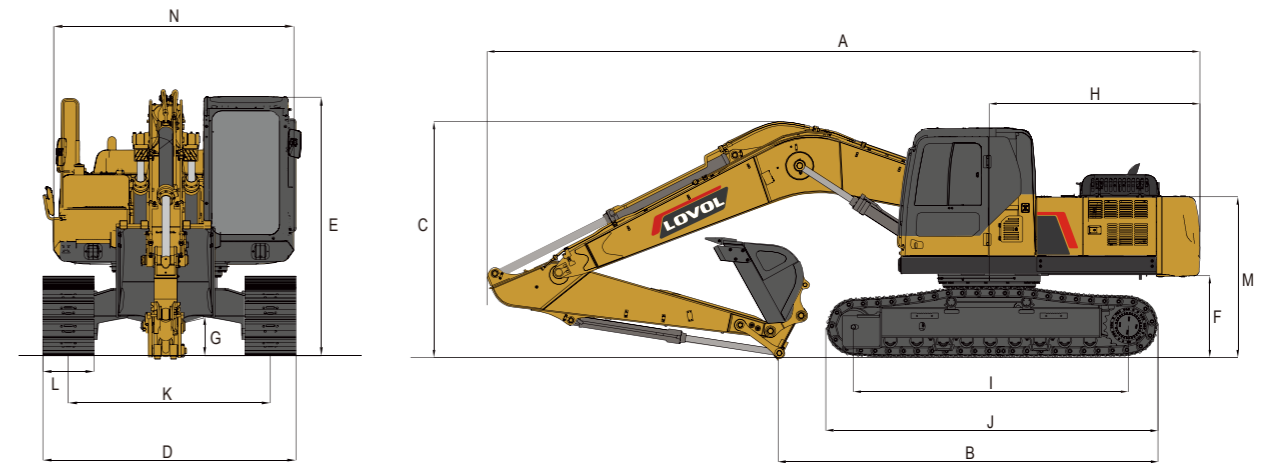
Swing Platform

- Passage with railing
- Tool box
- Anti-skid plate
- Large pedal
- Large armrest
- Bottom protection plate
- Anti-collision beam

Chassis

- Fixed chassis
- 600mm, three-tooth track shoe

TECHNICAL SPECIFICATIONS

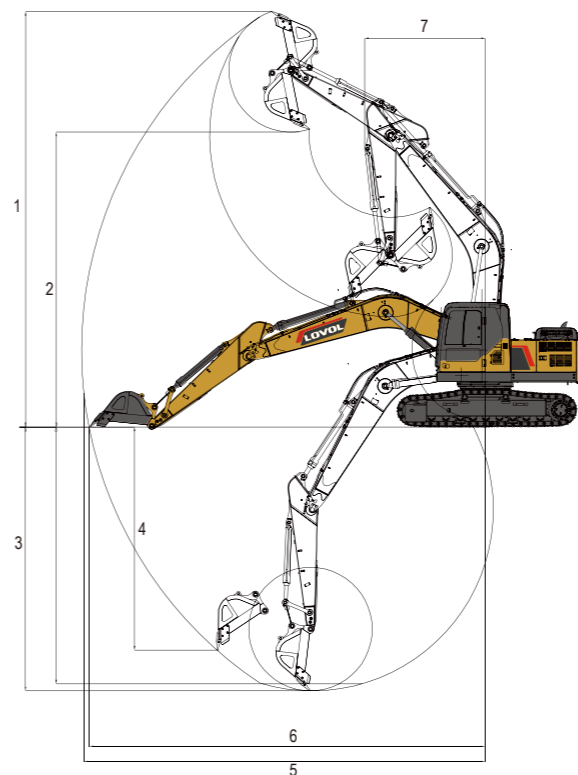


Working Range

Max. Digging Height	1	10190mm
Max. Dumping Height	2	7260mm
Max. Digging Depth	3	6510mm
Max. Vertical Digging Depth	4	5980mm
Max. Digging Radius	5	9875mm
Max. Ground Digging Radius	6	9690mm
Min. Turning Radius	7	2910mm

Dimensions

Shipping Length	A	9580mm
Shipping Ground Length	B	5030mm
Boom Height	C	3060mm
Shipping Width	D	2800mm
Cab Height	E	3060mm
Ground Clearance of Counter Weight	F	1090mm
Min. Ground Clearance	G	443mm
Tail Turning Radius	H	2880mm
Length to Center of Rollers	I	3275mm
Track Length	J	4020mm
Track Gauge	K	2200mm
Track Shoe Width	L	600mm
Hood Height	M	2150 mm
Rotary Platform Width	N	2700mm



Other Specifications

Boom Length	5700mm
Arm Length	2925mm
Track Section Number (each side)	45
Track Roller Number	7